

KALLISTA®

Vir Stil® Minimal by Laura Kirar Pull-Down Kitchen Faucet P25517-00

Features

- High-quality solid-brass construction for durability and reliability
- Spout reach is 9-7/16" (240 mm)
- 1.5 gpm (5.7 lpm) maximum flow rate
- Single-hole installation
- 360-degree swing spout
- Three-function pull-down sprayhead with touch control allows you to switch between stream, Sweep® spray and Boost- technology
- Sweep® spray creates a wide, forceful blade of water for superior cleaning
- Boost- technology increases the flow rate up to 2.2 gpm (8.3 lpm) with the press of a button

Recommended Products/Accessories

L20306-00 Stainless Steel Kitchen Sink with Standard Accessories
P34000-00 Sink strainer
P23148-LV Contemporary filter faucet
P23180-SN Soap/Lotion Dispenser



ADA

CSA B651

Codes/Standards




ASME A112.18.1/CSA B125.1
NSF/ANSI/CAN 61
NSF/ANSI/CAN 372
DOE - Energy Policy Act 1992
California Energy Commission (CEC)
ADA
ICC/ANSI A117.1
CSA B651

KALLISTA® Five-Year Limited Warranty

See website for detailed warranty information.

Available Colors/Finishes

Color tiles intended for reference only.

Color	Code	Description
	CP	Polished Chrome
	SN	Polished Nickel
	VS	Stainless

1-888-4-KALLISTA (1-888-452-5547)

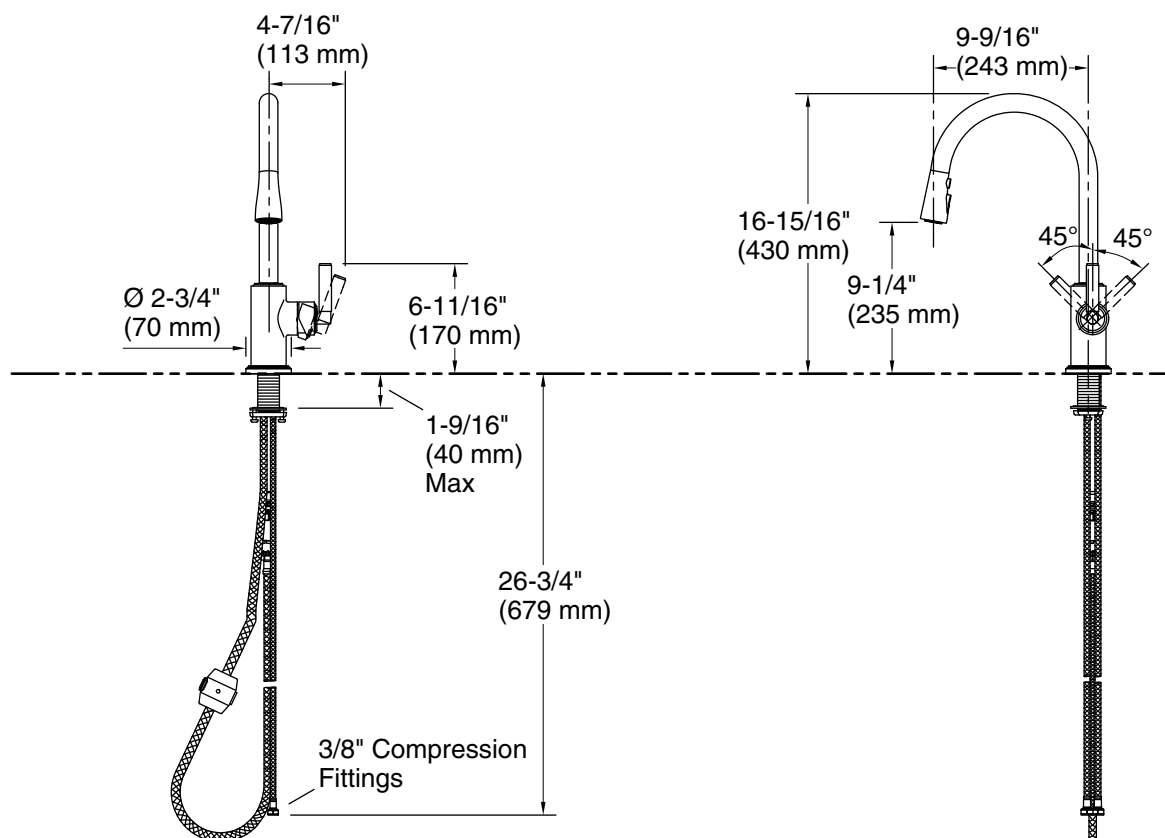
Kallista reserves the right to make revisions without notice to product specifications.

For the most current Specification Sheet, go to www.kallista.com.

7-4-2025 01:31 - US/CA

KALLISTA®

Vir Stil® Minimal by Laura Kirar Pull-Down Kitchen Faucet P25517-00



Technical Information

All product dimensions are nominal.

Faucet flow rate: 1.5 gal/min (5.7 l/min)

Spout:

Spout reach: 9-9/16" (242 mm)

Handle clearance: 2-15/16" (75 mm)

Pressure/fixture Supply Requirements

Fixture pressure max (static): 125 psi (861.8 kPa)

Fixture pressure min (static): 20 psi (137.9 kPa)

Min flowing pressure: 20 psi (137.9 kPa)

Min flow rate: 1.3 gpm (4.9 lpm)

Notes

Install this product according to the installation instructions.

ADA compliant for faucet handles only
ADA, CSA B651 compliant when installed to the specific requirements of these regulations.