

KALLISTA®

Bandeau™ by KALLISTA Rain Showerhead, White Argile™ band P30530-HW1

Features

- High-quality solid-brass construction for durability and reliability
- Optional Halo mount and Chandelier mount (sold separately)
- Must be mounted onto solid wood
- Maximum flow rate of 2.5 gpm (9.5 lpm)
- Single-function spray
- 16" oval
- Unlacquered Brass (ULB) available in North America and the United Kingdom only



Recommended Products/Accessories

- P30531-00 Halo Extension Mount
- P30514-00 Chandelier Mount
- P24925-LV Thermostatic Trim, Lever Handle
- P34132-LV Thermostatic trim, lever handle
- P21383-LV Thermostatic trim, lever handle
- P24421-LV Thermostatic trim, lever handle

Codes/Standards










- ASME A112.18.1/CSA B125.1
- DOE - Energy Policy Act 1992

KALLISTA® Five-Year Limited Warranty

See website for detailed warranty information.

Available Colors/Finishes

Color tiles intended for reference only.

Color	Code	Description
	CP	Polished Chrome
	BL	Matte Black
	ULB	Unlacquered Brass
	BAF	Brushed French Gold
	BGP	Brushed Graphite
	BN	Brushed Nickel
	BV	Brushed Bronze
	PGP	Polished Graphite
	SN	Polished Nickel

1-888-4-KALLISTA (1-888-452-5547)

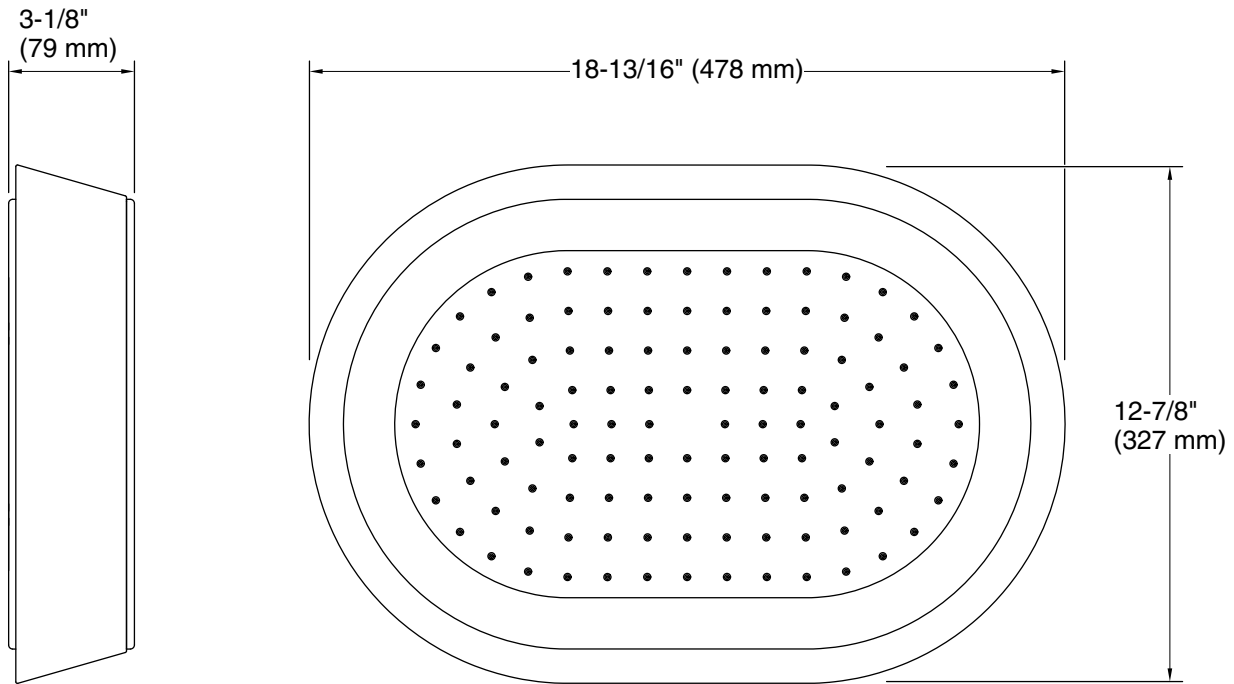
Kallista reserves the right to make revisions without notice to product specifications.

For the most current Specification Sheet, go to www.kallista.com.

9-21-2025 12:32 - US/CA

KALLISTA®

Bandeau™ by KALLISTA
Rain Showerhead, White Argile™ band
P30530-HW1



Technical Information

All product dimensions are nominal.

Shower/Rainhead rated max flow: 2.5 gal/min (9.5 l/min)

Notes

For use with automatic compensating valves rated at 2.1 gal/min (7.9 l/min) or less.