

# KALLISTA®

002™ by KALLISTA  
Wall Mount Widespread Sink Faucet, Rose Quartz  
Cross Handles  
P32076-RST

## Features

- High-quality metal construction for durability and reliability
- Widespread sink faucet for 8" – 16" (203 – 406 mm) centers
- Spout reach is 7-3/16" (183 mm)
- 1.2 gpm (4.5 lpm) maximum flow rate
- Includes soft-touch drain
- Laminar flow

## Required Products/Accessories

For wall-mount installation  
P29304-00 Rough-In

## Recommended Products/Accessories

P34136-00 Towel Bar, 18"  
P34137-00 Towel Bar, 24"  
P34138-00 Towel Ring  
P34139-00 002™ Hook  
P34141-00 Toilet Paper Holder



**ADA** **CSA B651** **OBC**

## Codes/Standards







ASME A112.18.1/CSA B125.1  
NSF/ANSI/CAN 61  
NSF/ANSI/CAN 372  
DOE - Energy Policy Act 1992  
EPA WaterSense®  
California Energy Commission (CEC)  
ADA  
ICC/ANSI A117.1  
CSA B651  
OBC

## KALLISTA® Five-Year Limited Warranty

See website for detailed warranty  
information.

## Available Colors/Finishes

*Color tiles intended for reference only.*

Color	Code	Description
	CP	Polished Chrome
	BL	Matte Black
	SN	Polished Nickel
	BN	Brushed Nickel
	BAF	Brushed French Gold
	2MB	Brushed Moderne Brass

1-888-4-KALLISTA (1-888-452-5547)

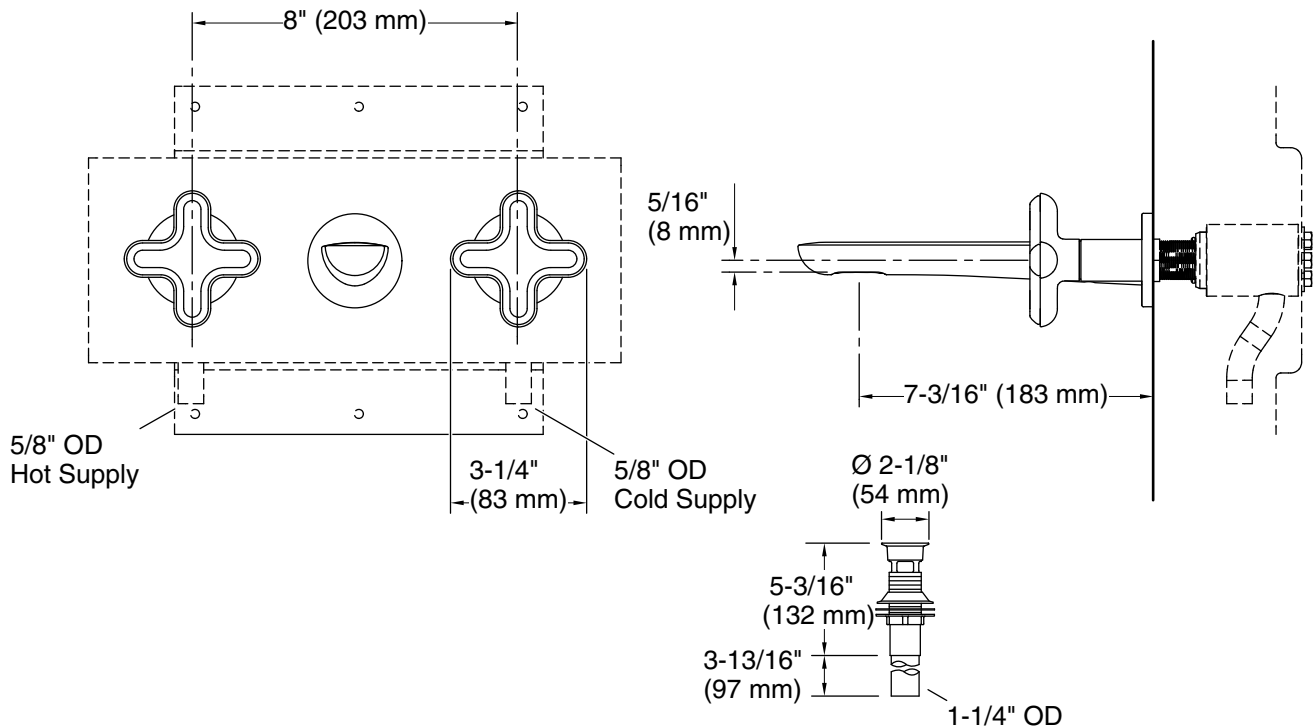
Kallista reserves the right to make revisions without notice to product specifications.

For the most current Specification Sheet, go to [www.kallista.com](http://www.kallista.com).

2-16-2025 19:56 - US/CA

# KALLISTA

002™ by KALLISTA  
Wall Mount Widespread Sink Faucet, Rose Quartz  
Cross Handles  
P32076-RST



## Technical Information

All product dimensions are nominal.

Faucet flow rate: 1.2 gal/min (4.5 l/min)

Drain included: Yes

Drain with overflow: Yes

Spout:

Spout reach: 7-3/16" (183 mm)

## Notes

Install this product according to the installation instructions.

ADA, OBC, CSA B651 compliant when installed to the specific requirements of these regulations.