

KALLISTA®

Foundations by KALLISTA Modern Square 11" Raindome P32936-00

Features

- High-quality solid metal construction for durability and reliability
- 1.75 gpm (6.6 lpm) maximum flow rate
- Single-function spray
- Required shower arm sold separately

Required Products/Accessories

P32963-00 Modern Square Wallmount Showerhead Arm

or

P33011-00 Modern Square 4" Ceiling Mount Arm

or

P33012-00 Modern Square 7.5" Ceiling Mount Arm

or

P33013-00 Modern Square 15.5" Ceiling Mount Arm

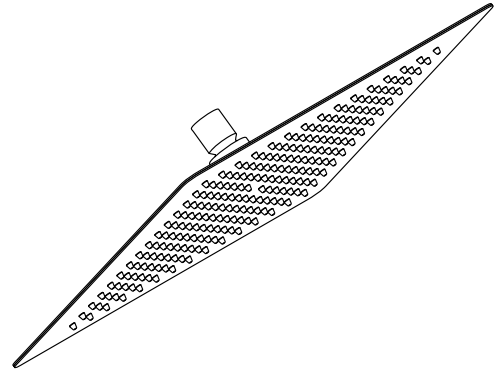
Recommended Products/Accessories

P32743-00 Bezel™ 24" Towel Bar

P32744-00 Bezel™ 12" Towel Bar

P32745-00 Bezel™ Robe Hook

P32746-00 Bezel™ Toilet Paper Holder



Codes/Standards

ASME A112.18.1/CSA B125.1

DOE - Energy Policy Act 1992

EPA WaterSense®








California Energy Commission (CEC)

KALLISTA® Five-Year Limited Warranty

See website for detailed warranty
information.

Available Colors/Finishes

Color tiles intended for reference only.

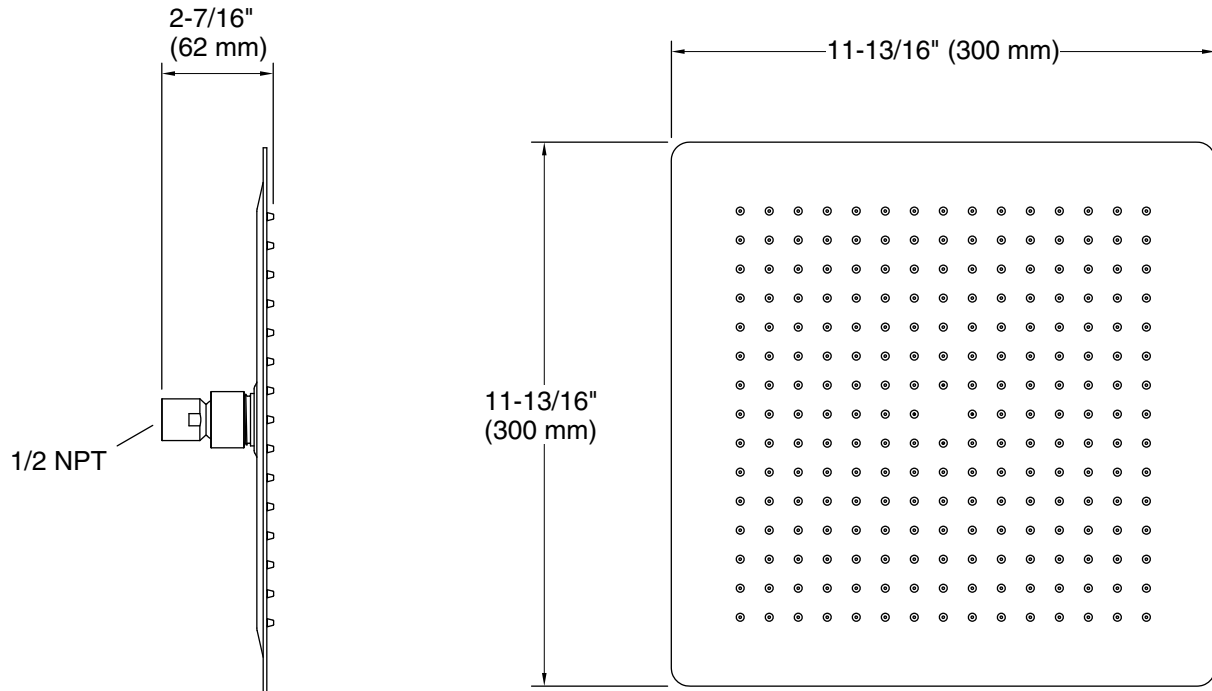
Color	Code	Description
	CP	Polished Chrome
	BL	Matte Black
	BLH	Blush Brass
	BN	Brushed Nickel
	BGP	Brushed Graphite
	2MB	Brushed Moderne Brass
	PGP	Polished Graphite

1-888-4-KALLISTA (1-888-452-5547)

Kallista reserves the right to make revisions without notice to product specifications.

For the most current Specification Sheet, go to www.kallista.com.

1-30-2025 00:11 - US/CA



Technical Information

All product dimensions are nominal.

Drain included: No

Shower/Rainhead rated max flow: 1.75 gal/min (6.6 l/min)

Notes

Install this product according to the installation instructions.