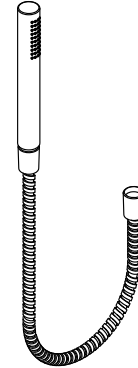


Features

- High-quality solid-brass construction for durability and reliability
- Includes 59" (1499 mm) hose
- Single-function spray
- Easy-to-clean sprayface resists mineral buildup
- 1.75 gpm (6.6 lpm) handshower flow rate

Recommended Products/Accessories

- P33387-00 Modern Round Wall Supply Elbow
- P33390-00 Modern Round Slidebar
- P33386-00 Modern Round Wall Bracket with Integrated Supply
- P32939-00 Modern Round Showerhead with Arm
- P33004-00 Aileron™ 24" Towel Bar



Codes/Standards








- ASME A112.18.1/CSA B125.1
- DOE - Energy Policy Act 1992
- California Energy Commission (CEC)

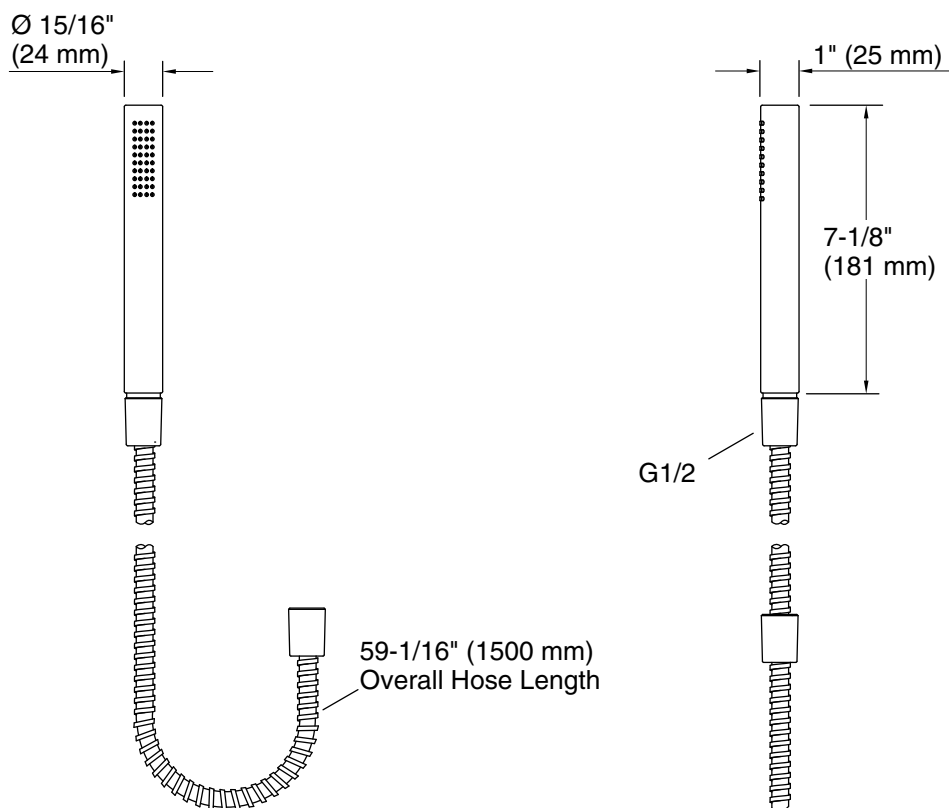
KALLISTA® Five-Year Limited Warranty

See website for detailed warranty information.

Available Colors/Finishes

Color tiles intended for reference only.

Color	Code	Description
	CP	Polished Chrome
	BL	Matte Black
	BLH	Blush Brass
	BN	Brushed Nickel
	2MB	Brushed Moderne Brass
	PGP	Polished Graphite
	BGP	Brushed Graphite



Technical Information

All product dimensions are nominal.

Drain included: No

Handshower rated max flow: 1.75 gal/min (6.6 l/min)

Notes

Install this product according to the installation instructions.