

KALLISTA®

002™ by KALLISTA Wall Mount Widespread Sink Faucet, Lever Handles P34125-LV

Features

- High-quality metal construction for durability and reliability
- Widespread sink faucet for 8" – 16" (203 – 406 mm) centers
- Spout reach is 7-3/16" (183 mm)
- 1.2 gpm (4.5 lpm) maximum flow rate
- Includes soft-touch drain
- Laminar flow

Required Products/Accessories

For wall-mount installation
P29304-00 Rough-In

Recommended Products/Accessories

P34136-00 Towel Bar, 18"
P34137-00 Towel Bar, 24"
P34138-00 Towel Ring
P34139-00 002™ Hook
P34141-00 Toilet Paper Holder



ADA **CSA B651** **OBC**

Codes/Standards







ASME A112.18.1/CSA B125.1
NSF/ANSI/CAN 61
NSF/ANSI/CAN 372
DOE - Energy Policy Act 1992
EPA WaterSense®
California Energy Commission (CEC)
ADA
ICC/ANSI A117.1
CSA B651
OBC

KALLISTA® Five-Year Limited Warranty

See website for detailed warranty
information.

Available Colors/Finishes

Color tiles intended for reference only.

Color	Code	Description
	CP	Polished Chrome
	BL	Matte Black
	BAF	Brushed French Gold
	BN	Brushed Nickel
	SN	Polished Nickel
	2MB	Brushed Moderne Brass

1-888-4-KALLISTA (1-888-452-5547)

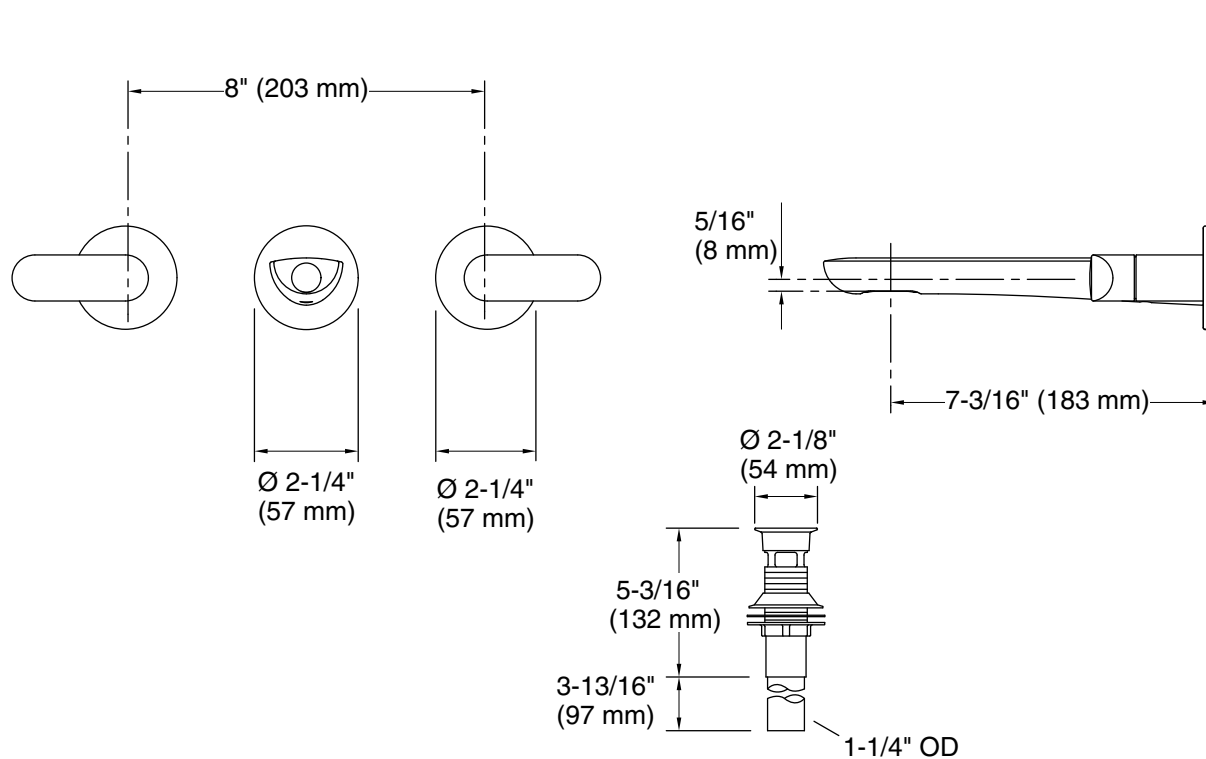
Kallista reserves the right to make revisions without notice to product specifications.

For the most current Specification Sheet, go to www.kallista.com.

2-16-2025 19:53 - US/CA

KALLISTA

002™ by KALLISTA
Wall Mount Widespread Sink Faucet, Lever
Handles
P34125-LV



Technical Information

All product dimensions are nominal.

Faucet flow rate: 1.2 gal/min (4.5 l/min)

Drain included: Yes

Drain with overflow: Yes

Spout:

Spout reach: 7-3/16" (183 mm)

Notes

Install this product according to the installation instructions.

ADA, OBC, CSA B651 compliant when installed to the specific requirements of these regulations.