

KALLISTA®

Central Park West® by Robert A.M. Stern Architects

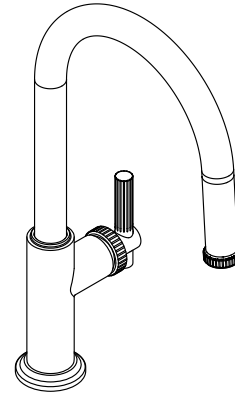
Pull-Down Kitchen Faucet P35499-LV

Features

- High-quality solid-brass construction for durability and reliability
- Single-hole installation
- 360-degree swing spout
- Single-handle control
- 1.8 gpm (6.8 lpm) maximum flow rate
- Sink strainer with tailpiece sold separately

Recommended Products/Accessories

P35507-LV Drinking Faucet, Arch Spout
P34014-00 Air Gap Body With Cover
L39742-00 36" Apron Front Kitchen Sink
P35503-LV Bar Faucet



ADA **CSA B651**

Codes/Standards








ASME A112.18.1/CSA B125.1
NSF/ANSI/CAN 61
NSF/ANSI/CAN 372
DOE - Energy Policy Act 1992
California Energy Commission (CEC)
ADA
ICC/ANSI A117.1
CSA B651

KALLISTA® Five-Year Limited Warranty

See website for detailed warranty
information.

Available Colors/Finishes

Color tiles intended for reference only.

Color	Code	Description
	CP	Polished Chrome
	ULB	Unlacquered Brass
	2MB	Brushed Moderne Brass
	BGP	Brushed Graphite
	BAF	Brushed French Gold
	SN	Polished Nickel
	VS	Stainless

1-888-4-KALLISTA (1-888-452-5547)

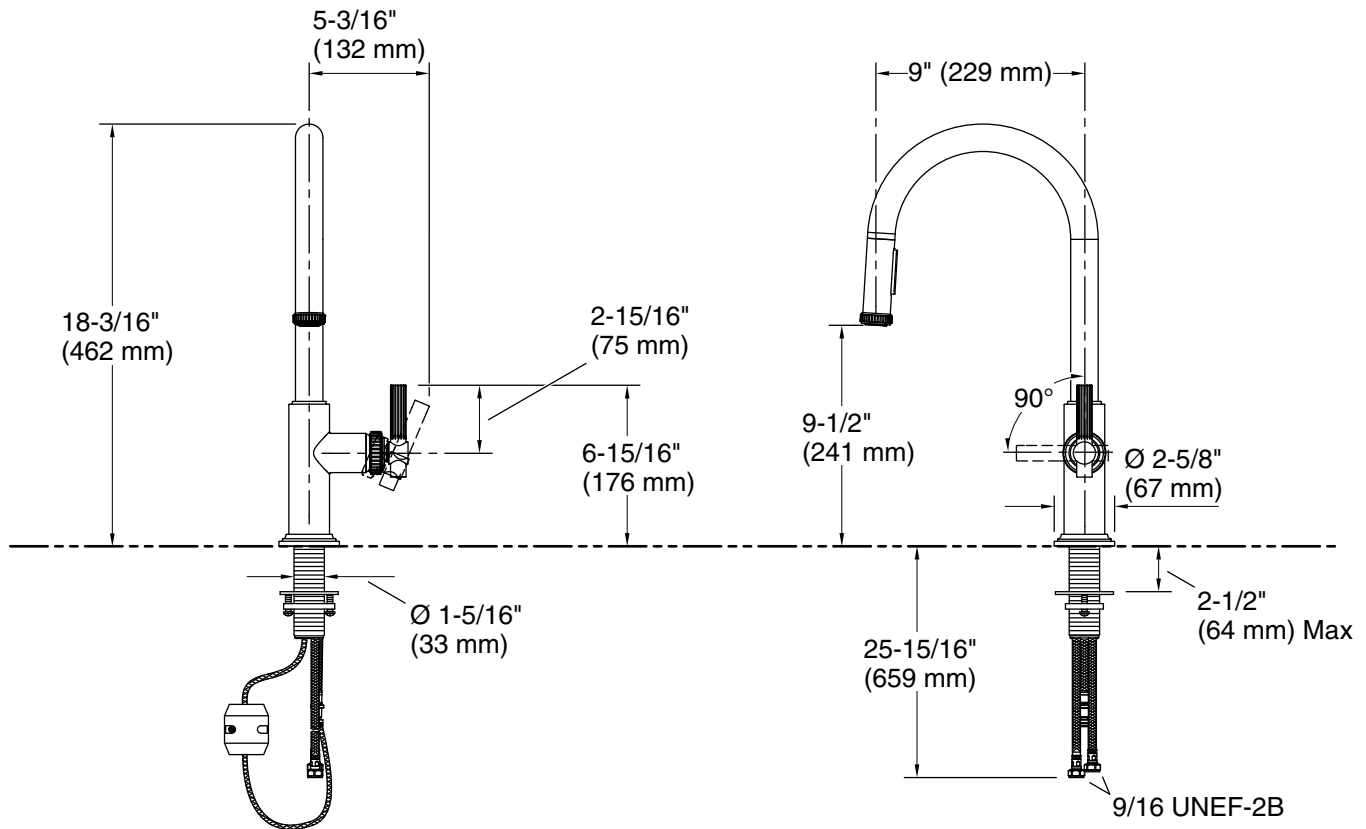
Kallista reserves the right to make revisions without notice to product specifications.

For the most current Specification Sheet, go to www.kallista.com.

5-19-2026 10:15 - US/CA

KALLISTA

Central Park West[®] by Robert A.M. Stern
Architects
Pull-Down Kitchen Faucet
P35499-LV



Technical Information

All product dimensions are nominal.

Faucet flow rate: 1.8 gal/min (6.8 l/min)

Spout:

Spout reach: 9" (228 mm)

Notes

Install this product according to the installation guide.

ADA compliant for faucet handles only
ADA, CSA B651 compliant when installed to the specific requirements of these regulations.