

## Features

- Color and style matched to Profiles collection
- Modular lighting can be ganged with Profiles Medicine Cabinets, Profiles Mirrors, and M/PL Cabinets
- Available in Warm White (2700K), Natural White (4000K) and Variable color temperature (adjustable 2700K to 5600K).
- Light direction and output provides bright even task lighting
- Dimmable LED task lighting to 1%
- Energy efficient LED lighting:

Model Color	3	4	V
Kelvin	2700	4000	2700-5600
CRI	90+	90+	90+
Lumens*	1068	1206	602
Lux**†	920+	1000+	920-2000+
R9 Value*	60+	60+	60-80+
Foot-candles**†	80+	90+	80-180+

\* Based on a measurement of subset of sizes, shapes and lighting styles  
 † Measured at 18" from center of the light

## Construction

- Aluminum Chassis
- Satin anodized aluminum body
- Lens attaches with set screw - top and bottom
- Internal light diffuser evenly distributes light
- Housing w/ Gasket - Matches cabinet color
- Standard knock out for 1/2" cable connector
- Wired internally - Front access serviceability
- MGKIT for easy mounting to Robern cabinets

## Codes/Standards Applicable

ETL certified (damp locations) to:



- UL 1598
- CSA C22.2 No. 250.0

## Dimensions

Height: 39-3/8" (1000 mm)  
 Width: 5" (127 mm)  
 Depth: 4-11/16" (119 mm) When surface mounted  
 15/16" (24 mm) When recessed

## Accessories

- Surface-Mount Kit (MSMK\_\_D\_P)
- Ganging Kit (MGKIT) - for ganging with cabinets
- Ganging Kit (PMGKIT\_\_\_\_) - for ganging with Profiles Mirrors



Typical Ganged Arrangement

*Note: This fixture adds 5" (127 mm) per light to the overall rough-in width.*

## Model Number Key

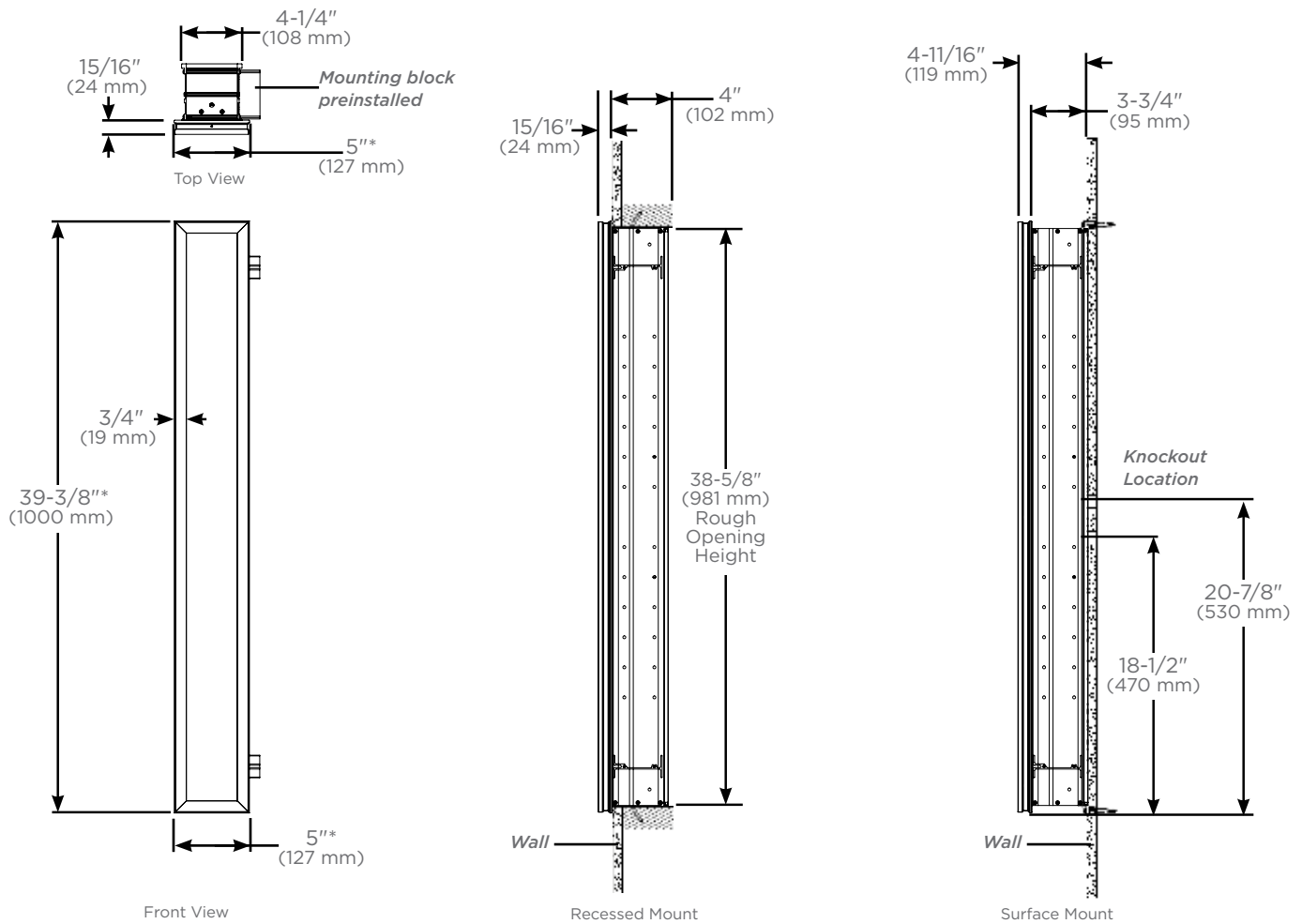
Profiles	Width	Height	Frame Width	Lamp Type	Accent Color	Lens	Finish	Ballast Type	Color
PL	5.0 (5")	40 (39-3/8")	T (3/4")	L (LED)	S (Silver)	C (Clear Lens)	76 (Chrome) 77 (Polished Nickel) 82 (Matte Gold) 83 (Matte Black)	D (Dimmable)	3 = 2,700K 4 = 4,000K V = Variable

## Installation

- Fixture adds 5" per light to the overall rough-in width when ganged with Profiles cabinets and/or mirrors
- Rough Opening (**light only**) - 38-5/8" H x 4-1/4" W x 4" D (981 mm H x 108 mm W x 102 mm D)
- Can be recessed or surface-mounted with 4" depth (D4) cabinets (D4 surface-mount kit required) and fully recessed with 6" depth (D6) cabinets
- Ganging kit required if used to mount with multiple cabinets - light comes with ganging hardware on one side

## Electrical System

- 120 VAC 60HZ 23W (46W for "V" Model)
- Class 2- Dimming Transformer
- Line voltage dimming with specified dimmer control
- (US) ETL and (Can) ETL Listed for Damp Locations
- Field wire location as shown in drawing
- Two 1/2" conduit (Ø 7/8" actual) electrical knockout locations shown below
- Recommended Dimmers: Lutron Diva ELV Dimmer (Model DVELV300P) or Caseta Wireless ELV Dimmer (Model PD5NE)
- "V" Model requires 2 dimmers and **3 wire + ground** cable



\*Lens dimensions are 1/8" (3 mm) smaller than light body