

Features

- Color and style matched to Profiles styling suite
- Modular Vanity - Build arrays both stacked and ganged
- Mates to both H1D18 (7.5" high) & H2D18 (15" high) series vanities
- Handleless ergonomic continuous drawer
- False Front version allows for standard undermount sink

Construction

- All aluminum and glass construction - aluminum structural frame and glass drawer front
- Constructed for wall hanging loads with stone tops
- Includes installation hardware using secure structural bolts
- Glass fronts and optional side kits are replaceable
- Glass side kits sold separately

Codes/Standards Applicable

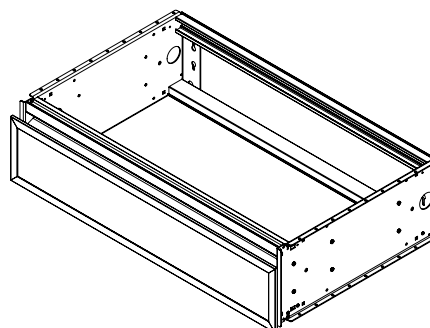
- Optional Night Light is ETL certified to:
 - UL 2108
 - CSA Standard C22.2 No. 250

Dimensions

Height: 7-1/2" (191 mm)
 Width: 30-1/8" (765 mm) - with side kits installed
 Depth: 18-7/8" (479 mm)

Options

- Choice of False Front, Front Tip Out, Split Plumbing Drawer, or Full Drawer
- Optional integrated night light with light bar built into top frame provides drawer illumination and for wayfinding light in either 2700 kelvin or 4000 kelvin
- Metal frame finishes: Polished Nickel, Chrome, Matte Black, and Matte Gold
- Glass finish options: Mirror, gloss back painted glass, and matte back painted glass
- Other widths available
- Standard depth available 21-7/8" (556 mm) - D21



(2) H2 Profiles vanities stacked + (4) H1 Profiles vanities stacked + (2) H2 Profiles vanities stacked

Model Number Key

Vanity	Profiles	Width	Height	Depth	Drawer Style	Glass Finish	Light	Metal Frame Finish
V	P	30	H1 = 7-1/2"	D18 = 18-7/8"	R = False Front	11 = Tinted Gray Mirror 21 = White 26 = Matte White 27 = Matte Gray 28 = Matte Black 12 = Satin Bronze 19 = Satin White	N = Base S = Selectable Night Light 2700K / 4000K	76 = Chrome 77 = Polished Nickel 82 = Matte Gold 83 = Matte Black

Electrical System

- Night light option - 12VDC plug-in transformer
Locate wall outlet as per installation instructions 209-1231

Optional Accessories

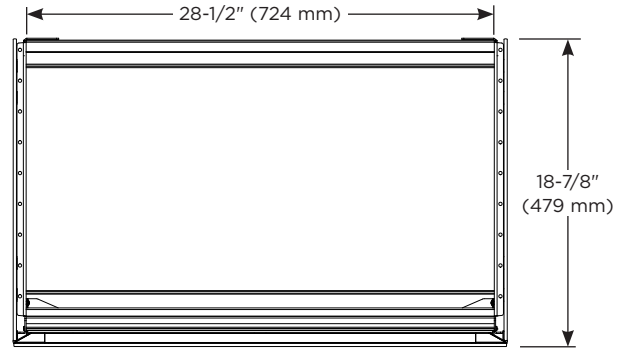
- Robern Engineered Stone Tops and porcelain sink available

Modularity Accessories

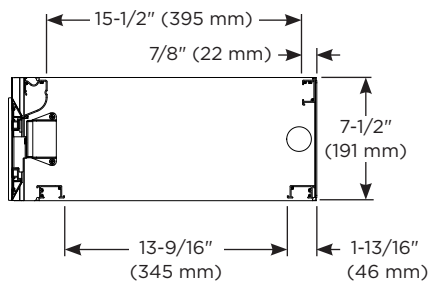
Available in 4 heights (based on final configuration)

- Ganging kits:
 - 7-1/2" (VMGKITH1)
 - 22-1/2" (VMGKITH3)
 - 15" (VMGKITH2)
 - 30" (VMGKITH4)
- Alcove finishing kits:
 - 7-1/2" (VMAKITH1)
 - 22-1/2" (VMAKITH3)
 - 15" (VMAKITH2)
 - 30" (VMAKITH4)
- Side kits (**Single**):
 - 7-1/2" (VM1SKH1D18##)*
 - 22-1/2" (VM1SKH3D18##)*
 - 15" (VM1SKH2D18##)*
 - 30" (VM1SKH4D18##)*
- Side kits (**Pair**):
 - 7-1/2" (VM2SKH1D18##)*
 - 22-1/2" (VM2SKH3D18##)*
 - 15" (VM2SKH2D18##)*
 - 30" (VM2SKH4D18##)*

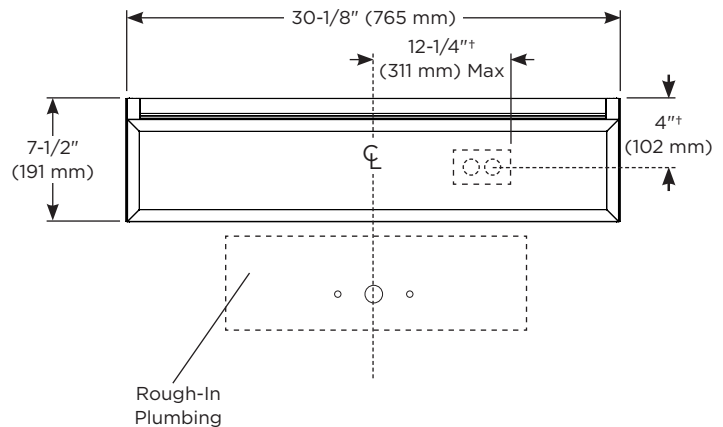
*** - See Robern Price Book for a list of available finish options



Top view for plumbing and sink clearance



Side view for plumbing



Front view

*Rough in location for optional night light

Installation Notes

Install this product according to the installation guide 209-1231.

- The Robern Engineered Stone Tops and porcelain sinks are recommended for this vanity.
- Special site preparation is required. Wall bracing and Robern supplied hardware are recommended.
- If a sink will be installed, the plumbing must be roughed into the plumbing cutout area of the vanity. Refer to the sink rough-in and the vanity rough-in for proper placement. The water supply and drain lines must be installed before installing the vanity.