

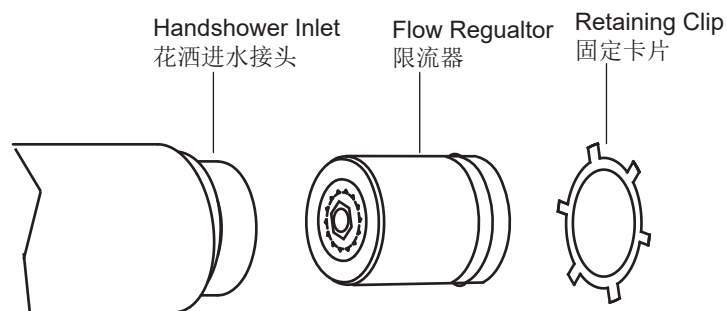
You might be highly recommended not to install regulator for a better showering performance. Only the water pressure is good in certain condition, i.e. above 3 bar, the regulator is considered to install.

仅在水压过大时(例如, 大于3bar), 应该安装花洒限流器, 其他情况下不安装限流器会有更好的出水效果。

Place the flow regulator & retaining clip into the handshower inlet according to the drawing.

将限流器和固定卡片依次装入花洒进水接头内(如上图所示)。

1421658-B



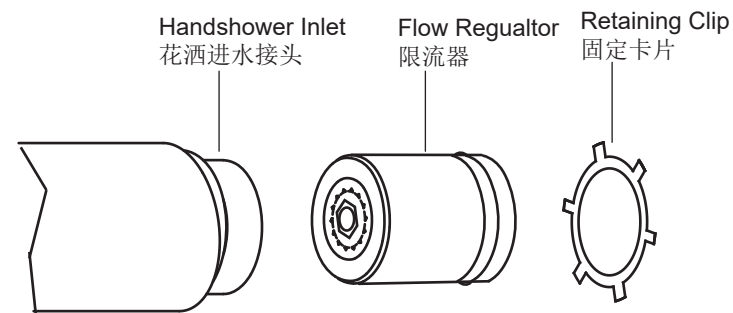
You might be highly recommended not to install regulator for a better showering performance. Only the water pressure is good in certain condition, i.e. above 3 bar, the regulator is considered to install.

仅在水压过大时(例如, 大于3bar), 应该安装花洒限流器, 其他情况下不安装限流器会有更好的出水效果。

Place the flow regulator & retaining clip into the handshower inlet according to the drawing.

将限流器和固定卡片依次装入花洒进水接头内(如上图所示)。

1421658-B



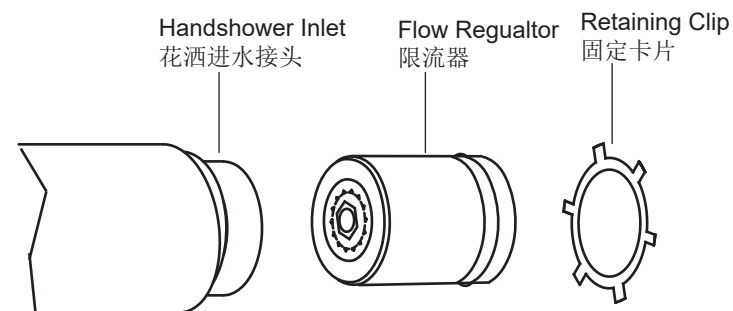
You might be highly recommended not to install regulator for a better showering performance. Only the water pressure is good in certain condition, i.e. above 3 bar, the regulator is considered to install.

仅在水压过大时(例如, 大于3bar), 应该安装花洒限流器, 其他情况下不安装限流器会有更好的出水效果。

Place the flow regulator & retaining clip into the handshower inlet according to the drawing.

将限流器和固定卡片依次装入花洒进水接头内(如上图所示)。

1421658-B



You might be highly recommended not to install regulator for a better showering performance. Only the water pressure is good in certain condition, i.e. above 3 bar, the regulator is considered to install.

仅在水压过大时(例如, 大于3bar), 应该安装花洒限流器, 其他情况下不安装限流器会有更好的出水效果。

Place the flow regulator & retaining clip into the handshower inlet according to the drawing.

将限流器和固定卡片依次装入花洒进水接头内(如上图所示)。

1421658-B