

Features

- Two Lever handles offer separate control of hot and cold water
- 7-1/8" (181 mm) nondiverter spout
- Coordinates with other products in the Medley collection
- Trim only; requires high-flow ceramic valves to complete installation (K-300-K, K-300-KR, or K-301-K)

Material

- Premium material construction for durability and reliability
- KOHLER finishes resist corrosion and tarnishing

Installation

- Deck-mount

Required Products/Accessories

K-300-K 1/2" ceramic high-flow valve system

or

K-300-KR 1/2" ceramic high-flow valve

or

K-301-K 3/4" high-flow bath valve

Optional Products/Accessories

1032704 Deep Rough-In Kit

1032705 Deep Rough-In Kit



ADA **CSA B651** **OBC**

Codes/Standards

ASME A112.18.1/CSA B125.1

ADA

ICC/ANSI A117.1

CSA B651




OBC

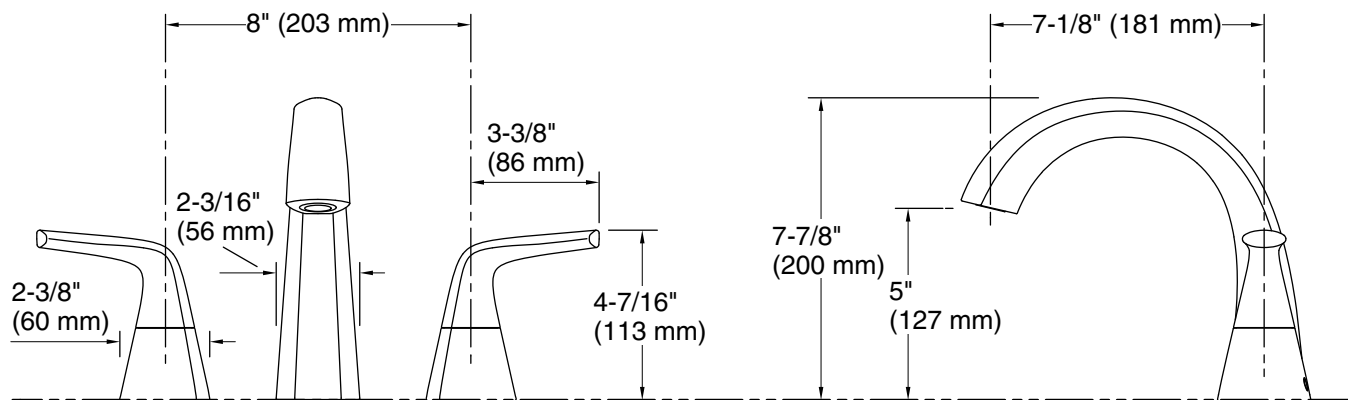
STERLING® Faucet Lifetime Limited Warranty

See website for detailed warranty information.

Available Colors/Finishes

Color tiles intended for reference only.

Color	Code	Description
	CP	Polished Chrome
	BN	Vibrant® Brushed Nickel
	BL	Matte Black



Technical Information

All product dimensions are nominal.

Spout:

Spout reach: 7-1/8" (182 mm)

Notes

Install this product according to the installation instructions.

ADA, OBC, CSA B651 compliant when installed to the specific requirements of these regulations.